

File No. 091142

Committee Item No. 6

Board Item No. \_\_\_\_\_

### COMMITTEE/BOARD OF SUPERVISORS

#### AGENDA PACKET CONTENTS LIST

Committee BUDGET AND FINANCE

Date 10/14/09

Board of Supervisors Meeting

Date \_\_\_\_\_

#### Cmte Board

- Motion
- Resolution
- Ordinance
- Legislative Digest
- Budget Analyst Report
- Legislative Analyst Report
- Introduction Form (for hearings)
- Department/Agency Cover Letter and/or Report
- MOU
- Grant Information Form
- Grant Budget
- Subcontract Budget
- Contract/Agreement
- Award Letter
- Application
- Public Correspondence

#### OTHER

(Use back side if additional space is needed)

|                          |                          |       |
|--------------------------|--------------------------|-------|
| <input type="checkbox"/> | <input type="checkbox"/> | _____ |
| <input type="checkbox"/> | <input type="checkbox"/> | _____ |
| <input type="checkbox"/> | <input type="checkbox"/> | _____ |
| <input type="checkbox"/> | <input type="checkbox"/> | _____ |
| <input type="checkbox"/> | <input type="checkbox"/> | _____ |

Completed by: Gail Johnson

Date 10/9/09

Completed by: \_\_\_\_\_

Date \_\_\_\_\_

An asterisked item represents the cover sheet to a document that exceeds 25 pages. The complete document is in the file.



1 [Resolution of Local Support for the Bridge Preventive Maintenance Program.]

2  
3 **Resolution authorizing local support for the Department of Public Works Bridge**  
4 **Preventive Maintenance Program and authorizing the Director of Public Works or his or**  
5 **her designee to execute all documents pertaining to the project with Caltrans.**

6  
7 WHEREAS, The Safe, Accountable, Flexible, Efficient Transportation Equity Act:  
8 A Legacy for Users (SAFETEA) (Public Law 109-59, August 10, 2005) authorized Federal  
9 Bridge Program funds to be used for preventive maintenance activities on any non-toll public  
10 highway bridge with a span greater than 20 feet; and,

11 WHEREAS, The purpose of the Bridge Preventive Maintenance Program is to help  
12 local agencies extend the service lives of their bridges by providing federal funds to perform  
13 certain activities that have been pre-approved by the Federal Highway Administration; and,

14 WHEREAS, The California Department of Transportation (Caltrans) administers the  
15 Bridge Preventive Maintenance Program (BPMP) and programmed federal funds to help local  
16 agencies develop and implement a Bridge Preventive Maintenance Plan, hereafter known as  
17 "the Plan"; and,

18 WHEREAS, DPW is eligible to receive Federal and/or State transportation funding  
19 through Caltrans; and,

20 WHEREAS, In 2006, DPW was awarded \$75,181 in federal funds to develop the Plan  
21 proposal; and,

22 WHEREAS, The DPW Plan proposal included a list of 29 bridges owned and  
23 maintained by the City and County of San Francisco; and,

24 WHEREAS, Caltrans reviewed the Plan and found that 18 of the 29 proposed bridges  
25 were eligible for federal funding; and,

1           WHEREAS, Caltrans has programmed a total of \$7,071,400 for design and  
2 construction; and,

3           WHEREAS, The federal funds will cover 88.53 percent, or \$6,260,310 of the eligible  
4 cost as defined by the Federal Highway Administration and administered by Caltrans; and,

5           WHEREAS, The non-federal share of funds must cover 11.47 percent, or \$811,090 of  
6 eligible costs; and,

7           WHEREAS, In FY 2009-10 Caltrans authorized DPW to proceed with the design phase  
8 of work on all 18 eligible bridges, which is estimated to cost \$425,347; and,

9           WHEREAS, The federal share of \$376,560 (88.53 percent) and non-federal share of  
10 \$48,787 (11.47 percent) were appropriated by the Board of Supervisors in the FY 2009-10  
11 Annual Appropriations Ordinance, File 090779; and,

12           WHEREAS, The DPW anticipates proceeding with the construction phase for seven of  
13 the bridges in FY 2009-10; five of the bridges in FY 2010-11; and the remaining six bridges in  
14 FY 2011-12; and,

15           WHEREAS, Caltrans requires a separate resolution adopted by the Board of  
16 Supervisors providing their support for the project; and,


17           WHEREAS, Various agreements need to be executed with Caltrans before federal  
18 and/or state funds can be claimed; and,

19           WHEREAS, The City and County of San Francisco wishes to delegate authorization to  
20 execute these agreements and any amendments thereto to the Director of Public Works or his  
21 or her designee; now, therefore be it,

22           RESOLVED, That the San Francisco Board of Supervisors authorizes local support of  
23 the DPW Bridge Preventive Maintenance Program; and, be it

1 FURTHER RESOLVED, That the Director of Public Works is authorized to execute all  
2 documents pertaining to the project with Caltrans.

3  
4  
5 Recommended:

6  
7 

8 Department Head

9  
10  
11  
12  
13  
14  
15  
16  
17  
18  
19  
20  
21  
22  
23  
24  
25





Gavin Newsom, Mayor  
Edward D. Reiskin, Director



Phone: (415) 554-6920  
Fax: (415) 554-6944  
TDD: (415) 554-6900  
<http://www.sfdpw.com>

Department of Public Works  
Office of the Director  
City Hall, Room 348  
1 Dr. Carlton B. Goodlett Place  
San Francisco, CA 94102-4645

**TO:** Angela Calvillo, Clerk of the Board of Supervisors  
**FROM:** Edward Reiskin, Director of Public Works  
**DATE:** September 17, 2009  
**SUBJECT:** Resolution of Local Support  
**GRANT TITLE:** Bridge Preventive Maintenance Program (BPMP)

---

Attached please find the original and 4 copies of each of the following:

- Proposed resolution; original signed by Department
- Caltrans grouped project funding certification
- Project list and budget
- Project map

**Special Timeline Requirements:**

A copy of this resolution must be sent to Caltrans with a signed Program Supplement Agreement.

**Departmental representative to receive a copy of the adopted resolution:**

Name: Simone Jacques, [Simone.Jacques@sfdpw.org](mailto:Simone.Jacques@sfdpw.org) Phone: 558-4034

Interoffice Mail Address: DPW, BOE 30 Van Ness Ave, 5<sup>th</sup> Floor

Certified copy required  Yes  No

(Note: certified copies have the seal of the City/County affixed and are occasionally required by funding agencies. In most cases ordinary copies without the seal are sufficient).

## **Bridge Preventive Maintenance Program**

### Summary

The Department of Public Works (DPW) received a federal grant to perform preventive maintenance on 18 eligible bridges within the City and County of San Francisco. The federal funds were approved by the Board of Supervisors in the FY 2009-10 Annual Appropriations Ordinance, file 090779. DPW requests that the Board of Supervisors authorize local support for DPW's Bridge Preventive Maintenance Program (BPMP) projects, which will allow DPW to execute the grant agreement with Caltrans.

### Background

A January 11, 2002 FHWA memo announced that Highway Bridge Program (HBP) funds were available to local jurisdictions for preventive maintenance activities on Federal-aid highway bridges (other than bridges on roads classified as local roads or rural minor collectors). In August 2005, the Safe, Accountable, Flexible, Efficient Transportation Equity Act: A Legacy for Users (SAFETEA-LU) was passed by Congress and signed into law by the President. SAFETEA-LU extended reimbursable bridge preventive maintenance activities to include bridges off the federal aid system (urban and rural local streets and roads and rural minor collectors). Effectively, this means all non-toll public highway bridges with spans greater than 20 feet and toll bridges meeting requirements of 23USC144(1) now eligible to receive HBP funding for preventive maintenance activities.

### Project Selection

In 2006, DPW applied for and received \$75,181 in federal funds to develop a plan for our BPMP. An accept-expend resolution for these funds was approved by the Board on September 12, 2006, file 061221. The proposal developed by DPW included 29 bridges thought to be eligible for the program. DPW worked within a set of criteria provided by Caltrans to select eligible bridges, including:

- vehicular bridges
- bridge spans greater than 20 feet
- owned by local agencies
- fair to good condition with sufficiency ratings greater than 80 that do not require rehabilitation or replacement

Caltrans reviewed the plan and determined that 18 of the 29 bridges were eligible for federal funding and programmed \$7,071,400 for the design and construction of the eligible bridges. The federal share of the project is 88.53 percent, or \$6,260,310, while DPW must secure an 11.47 percent local match totaling \$811,090.

In July 2009, Caltrans authorized DPW to proceed with preliminary engineering and design of all 18 bridges at a cost of \$425,347. The federal share of \$376,560 was appropriated by the Board of Supervisors in the FY 2009-10 AAO. The local matching portion was secured through Capital Improvement Program and was also appropriated in the FY 2009-10 AAO.

Questions about the grant can be directed to Simone Jacques, Transportation Finance Analyst, 558-4034.



## HBP FTIP/FSTIP "Grouped Project" Funding Certification

This form shall be used only for projects:

1. Currently listed under a grouped (lump sum) HBP item in the FTIP/FSTIP.
2. Where a phase of work is programmed outside the current 4 year element of the FTIP/FSTIP in the most current HBP backup list but is now ready to authorize.
3. Or where a new phase of work is within the 4 year element of the FTIP in the current HBP backup list, but needs additional funds on the initial authorization.

Projects that may be authorized with this document:

| Bridge No.                                | Federal Aid Project Number |
|---|----------------------------|
| PM00011 Add PE \$ in 9/10 (EPSP in 08 09) |                            |
| PM00028 Add PE \$ in 9/10 (EPSP in 08 09) |                            |
| PM00023 Add PE \$ in 9/10 (EPSP in 08 09) |                            |

SF  
→

The E76 to authorize this work can proceed based on the following:

|                                     |  |
|-------------------------------------|--|
| <input checked="" type="checkbox"/> | 1. The attached program summary print shows the project fully funded within the 4 year element of the FTIP. HOLDS may need to be removed by the District if the project has not been reviewed. (This is how the project will look in a future program listing. Always attach.)   |
| <input type="checkbox"/>            | 2. Marked up page(s) from the current backup list in the FTIP showing where the programming capacity is being made available. (A schedule slippage or a project is being pushed out by a policy decision.)<br><i>Balance remaining on prior pushed project - see spreadsheet</i> |
| <input checked="" type="checkbox"/> | 3. A spreadsheet showing a reconciliation of the current FTIP lump sum with other changes that have been processed using 2, above.   |
| <input type="checkbox"/>            | 4. Marked up page(s) from the backup list of a pending amendment showing where the programming capacity is also being made available. (A schedule slippage or a project is being pushed out by policy decision.)   |
| <input type="checkbox"/>            | 5. A pending amendment shows the project to be fully funded. Item 4 will not be required once the FTIP amendment is approved by the Department (admin) or FHWA (formal).   |

Based on the above the E76 may be processed when the "Holds" are removed in the HBP database.

for WBS [Signature]

6/4/09

HBP Program Coordinator,

Date

# HBP Project Summary Report -- NOT to be used by the MPOs or RTPAs

District: 04 County: San Francisco FFY 8/9, 9/10, 10/11 and 11/12 are the 4 year fundable element of the FTIP. Other years are for info only.  
 Responsible Agency: San Francisco

|       |       |       |       |       |       |       |        |       |
|-------|-------|-------|-------|-------|-------|-------|--------|-------|
| Prior | 06/07 | 07/08 | 08/09 | 09/10 | 10/11 | 11/12 | Beyond | Total |
|-------|-------|-------|-------|-------|-------|-------|--------|-------|

San Francisco PM00011, Bridge Preventive Maintenance Program, various locations. See Caltrans Local Assistance HBP web site for backup list of bridges.  
 Fed Proj: Con Auth. Date: STIP Match? No Rank 7 Line item? No

Not ready to ad within 6 months HOLD ON PE.

| Phase Summary:              | Prior | 06/07 | 07/08 | 08/09     | 09/10 | 10/11 | 11/12 | Beyond | Total     |
|-----------------------------|-------|-------|-------|-----------|-------|-------|-------|--------|-----------|
| PE                          |       |       |       | 1,767,850 |       |       |       |        | 1,767,850 |
| RAW                         |       |       |       |           |       |       |       |        |           |
| CON                         |       |       |       |           |       |       |       |        |           |
| Total                       |       |       |       | 1,767,850 |       |       |       |        | 1,767,850 |
| <b>Fund Source Summary:</b> |       |       |       |           |       |       |       |        |           |
| Fed \$                      |       |       |       | 1,565,078 |       |       |       |        | 1,565,078 |
| Local Match                 |       |       |       | 202,772   |       |       |       |        | 202,772   |
| LSSRP Bond                  |       |       |       |           |       |       |       |        |           |
| Local AC                    |       |       |       |           |       |       |       |        |           |
| Total                       |       |       |       | 1,767,850 |       |       |       |        | 1,767,850 |
| <b>PE Summary:</b>          |       |       |       |           |       |       |       |        |           |
| Fed \$                      |       |       |       | 1,565,078 |       |       |       |        | 1,565,078 |
| Local Match                 |       |       |       | 202,772   |       |       |       |        | 202,772   |
| LSSRP Bond                  |       |       |       |           |       |       |       |        |           |
| Local AC                    |       |       |       |           |       |       |       |        |           |
| Total                       |       |       |       | 1,767,850 |       |       |       |        | 1,767,850 |

**Review fund line details to see if funds are in FTIP!**

| Proj id | Funds Src   | Phase  | Prior | 06/07 | 07/08     | 08/09 | 09/10 | 10/11 | 11/12 | Beyond | Total     |
|---------|-------------|--------|-------|-------|-----------|-------|-------|-------|-------|--------|-----------|
| 3379    | HBP         | PE     |       |       | 1,565,078 |       |       |       |       |        | 1,565,078 |
|         | Local Match |        |       |       | 202,772   |       |       |       |       |        | 202,772   |
|         | Match Rate: | 88.53% |       |       |           |       |       |       |       |        |           |

Fund line is in FTIP, no funds in 4 yr element. Do not Obligate.  
 12/5/2007 Eric Bost: Accepted BPMP into the HBP.

| Proj id | Funds Src   | Phase  | Prior | 06/07 | 07/08      | 08/09 | 09/10 | 10/11 | 11/12 | Beyond | Total      |
|---------|-------------|--------|-------|-------|------------|-------|-------|-------|-------|--------|------------|
| 3379    | HBP         | PE     |       |       | -1,565,078 |       |       |       |       |        | -1,565,078 |
|         | Local Match |        |       |       | -202,772   |       |       |       |       |        | -202,772   |
|         | Match Rate: | 88.53% |       |       |            |       |       |       |       |        |            |

Fund line NOT in FTIP but okay to obligate if Post Programming Change.  
 11/18/2008 Chien Wu: Update project schedule.

New!

### HBP Project Summary Report -- NOT to be used by the MPOs or RTPAs

District: 04 County: San Francisco  
 Responsible Agency: FFY 8/9, 9/10, 10/11 and 11/12 are the 4 year fundable element of the FTIP. Other years are for info only.

|                     |              | Prior |       | 06/07 | 07/08 | 08/09 | 09/10 | 10/11 | 11/12 | Beyond    | Total     |
|---------------------|--------------|-------|-------|-------|-------|-------|-------|-------|-------|-----------|-----------|
| <b>CON Summary:</b> |              |       | Prior | 06/07 | 07/08 | 08/09 | 09/10 | 10/11 | 11/12 | Beyond    | Total     |
|                     | Fed \$       |       |       |       |       |       |       |       |       |           |           |
|                     | Local Match  |       |       |       |       |       |       |       |       | 4,695,233 | 4,695,233 |
|                     | LSSRP Bond   |       |       |       |       |       |       |       |       | 608,317   | 608,317   |
|                     | Local AC     |       |       |       |       |       |       |       |       |           |           |
|                     | <b>Total</b> |       |       |       |       |       |       |       |       | 5,303,550 | 5,303,550 |

**Phase Funding Details: Review fund line details to see if funds are in FTIP!**

| Proj Id | Funds Src  | Phase | Prior | 06/07 | 07/08 | 08/09 | 09/10 | 10/11 | 11/12 | Beyond        | Total     |
|---------|--|-------|-------|-------|-------|-------|-------|-------|-------|---------------|-----------|
| 3379    | HBP  | CON   |       |       |       |       |       |       |       |               |           |
|         | Local Match  |       |       |       |       |       |       |       |       |               |           |
|         | Match Rate: 88.53%   |       |       |       |       |       |       |       |       |               |           |
|         | Fund line is in FTIP, no funds in 4 yr element. Do not Obligate. |       |       |       |       |       |       |       |       |               |           |
|         | 12/5/2007 Eric Bost: Accepted BPM/P into the HBP.                |       |       |       |       |       |       |       |       |               |           |
|         |  |       |       |       |       |       |       |       |       | 608,317       | 608,317   |
|         |  |       |       |       |       |       |       |       |       | <b>Total:</b> | 5,303,550 |



PM00011 - San Francisco (Br No. 34CXXXX)

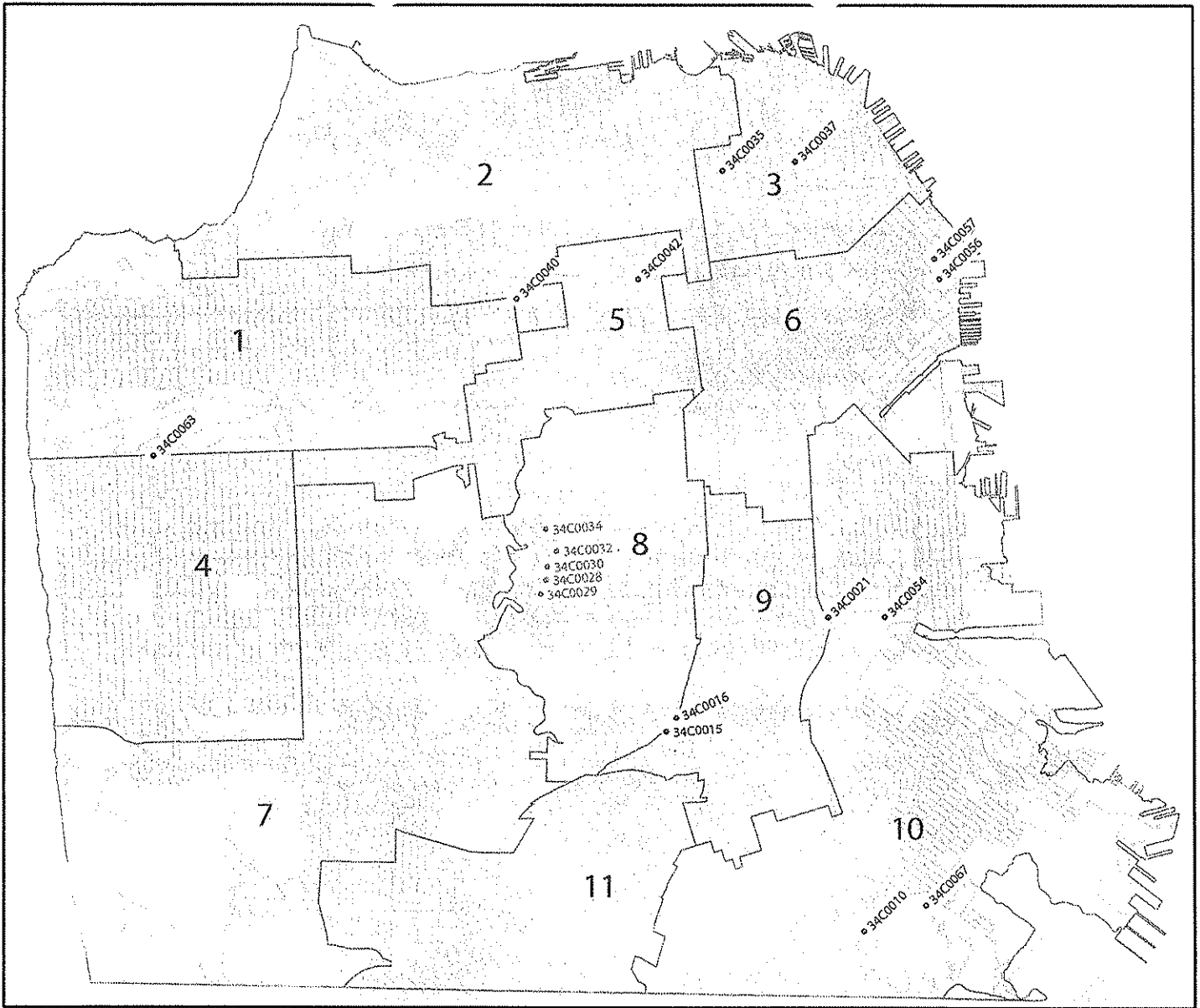
TABLE 1  
FEDERAL FISCAL YEAR 2007/2008 BRIDGE PREVENTATIVE MAINTENANCE PROGRAM  
City County of San Francisco, California

| County                  | Bridge  | Bridge Number | Bridge Name                       | Facility Carried | Span | Length (ft) | Span Width (ft) | Deck Width (ft) | Deck Area (sq ft) | Total Pavement Cost (10 <sup>3</sup> ) | Unit Cost (10 <sup>3</sup> ) | Federal Share (10 <sup>3</sup> ) | Funding Fed Estimate (10 <sup>3</sup> ) | Local Share (10 <sup>3</sup> ) | Funding Local Share (10 <sup>3</sup> ) |         |
|-------------------------|---------|---------------|-----------------------------------|------------------|------|-------------|-----------------|-----------------|-------------------|--|------------------------------|----------------------------------|---|--------------------------------|--|---------|
| 1                       | 34C0003 | 49            | INCON/VIAV SEPARATION             | INCON/VIAV       | 68.8 | 73          | 18              | 21.7            | 19,405            | 265,000                                | 43                           | 732,934                          | 723,934                                 | 24,982                         | 94,995                                 |         |
| 2                       | 34C0007 | 238           | HARRISON AVE SIDEBALL VIADUCT     | HARRISON AVE     | 64.4 | 78          | 13.2            | 13              | 10,835            | 160,000                                | 15                           | 141,449                          | 972,632                                 | 18,232                         | 119,046                                |         |
| 3                       | 34C0016 | 82            | HIGHLAND STREET OC                | HIGHLAND ST      | 65.7 | 63          | 8.5             | 13.4            | 9,087             | 432,000                                | 48                           | 392,450                          | 1,255,011                               | 48,350                         | 182,592                                |         |
| 4                       | 34C0034 | 220 E F       | MARKET STREET SIDEBALL VIADUCT 1  | MARKET ST        | 61.4 | 111         | 18.9            | 12.3            | 14,896            | 166,000                                | 11                           | 138,107                          | 1,303,108                               | 17,932                         | 180,492                                |         |
| 5                       | 34C0039 | 220K          | MARKET STREET SIDEBALL VIADUCT 3A | MARKET ST        | 62.9 | 171         | 16.3            | 28              | 47,356            | 316,000                                | 7                            | 281,225                          | 1,074,633                               | 26,472                         | 216,917                                |         |
| 6                       | 34C0033 | 220 Q H       | MARKET STREET SIDEBALL VIADUCT 2  | MARKET ST        | 62.9 | 91          | 19.3            | 12.8            | 12,342            | 157,200                                | 13                           | 139,148                          | 1,813,802                               | 18,621                         | 224,692                                |         |
| 7                       | 34C0027 | 250C          | WASON STREET OC                   | WASON ST         | 62.1 | 70          | 14.8            | 21.9            | 4,715             | 224,500                                | 48                           | 309,629                          | 2,014,412                               | 25,391                         | 260,388                                |         |
| 8                       | 34C0029 | 220M          | MARKET STREET SIDEBALL VIADUCT    | MARKET ST        | 62.3 | 164         | 16.3            | 24.7            | 80,000            | 640,000                                | 17                           | 743,642                          | 2,755,044                               | 66,346                         | 357,232                                |         |
| 9                       | 34C0032 | 227           | FALCONG STREET                    | FALCONG ST       | 61.2 | 14.8        | 14.8            | 21.1            | 6,339             | 300,000                                | 57                           | 318,728                          | 3,076,172                               | 41,292                         | 328,028                                |         |
| 10                      | 34C0047 | 55            | HARRISON STREET                   | HARRISON ST      | 60.3 | 55          | 20.3            | 25.2            | 14,019            | 800,000                                | 64                           | 798,240                          | 3,765,012                               | 91,760                         | 480,388                                |         |
| 11                      | 34C0010 | 2M            | HESTER AVE SIDEBALL VIADUCT       | BAVSHORE BLVD    | 72.3 | 70          | 10.4            | 3.7             | 2,784             | 60,000                                 | 22                           | 53,118                           | 8,828,130                               | 6,892                          | 497,210                                |         |
| 12                      | 34C0025 | 224           | MARKET STREET SIDEBALL VIADUCT 3A | MARKET ST        | 73.3 | 74          | 18              | 24.6            | 17,628            | 612,000                                | 35                           | 641,204                          | 4,379,633                               | 70,198                         | 697,487                                |         |
| 13                      | 34C0035 | 224           | EVANS AVE OH                      | EVANS AVE        | 74.2 | 33          | 19.5            | 24.4            | 3,667             | 154,000                                | 18                           | 138,107                          | 4,619,640                               | 6,892                          | 325,520                                |         |
| 14                      | 34C0036 | 233           | WASONIC AVE                       | WASONIC AVE      | 74.6 | 19          | 13.9            | 18.7            | 39,479            | 439,000                                | 13                           | 387,181                          | 4,005,911                               | 48,494                         | 435,438                                |         |
| 15                      | 34C0038 | 196           | SIDEBALL VIADUCT                  | BRYANT ST        | 78   | 118         | 10              | 13.9            | 17,885            | 49,000                                 | 3                            | 48,494                           | 4,948,298                               | 5,506                          | 64,104                                 |         |
| 16                      | 34C0037 | 234           | 2 LINE OC                         | FOSTERB AVE      | 78.5 | 31          | 8.5             | 12.6            | 4,294             | 54,000                                 | 19                           | 47,608                           | 4,068,102                               | 0,191                          | 647,238                                |         |
| 17                      | 34C0039 | 260B          | HYDE STREET                       | HYDE ST          | 78.2 | 20          | 14.8            | 23              | 4,294             | 480,000                                | 97                           | 424,944                          | 5,421,546                               | 55,028                         | 722,344                                |         |
| 18                      | 34C0015 | 51            | RICHARD AVE OC                    | RICHARD AVE      | 78.7 | 72          | 8.5             | 12.7            | 9,843             | 948,000                                | 66                           | 839,244                          | 8,280,910                               | 105,738                        | 811,000                                |         |
| GRAND TOTAL FOR BRIDGES |         |               |                                   |                  |      |             |                 |                 |                   |  | 1,797,400                    | 96                               | 839,244                                 | 8,280,910                      | 105,738                                | 811,000 |
| 1                       | 34C0004 | 126           | SALAS CREEK                       | THIRD ST         | 32.6 | 37          | 29.8            | 30.5            | 12,147            |  |                              |                                  |   |                                |  |         |
| 2                       | 34C0005 | 74            | CHANNEL STREET WATERWAY/SD ST     | THIRD ST         | 32.7 | 50          | 21.8            | 24.7            | 23,928            |  |                              |                                  |   |                                |  |         |
| 3                       | 34C0007 | 86            | CHANNEL STREET WATERWAY (STH)     | FOURTH ST        | 53   | 43          | 12.2            | 18.6            | 12,613            |  |                              |                                  |   |                                |  |         |
| 4                       | 34C0048 | 148           | PALL AVENUE OH                    | PALL AVE         | 41.8 | 25          | 8.1             | 18.1            | 4,871             |  |                              |                                  |   |                                |  |         |
| 5                       | 34C0046 | 20            | HYDE STREET SIDEBALL VIADUCT      | HYDE ST          | 48   | 27          | 13.7            | 8.3             | 1,729             |  |                              |                                  |   |                                |  |         |
| 6                       | 34C0045 | 70            | HARRISON STREET OH                | HARRISON ST      | 60.0 | 31          | 12.8            | 21.9            | 7,107             |  |                              |                                  |   |                                |  |         |
| GRAND TOTAL FOR BRIDGES |         |               |                                   |                  |      |             |                 |                 |                   |  | 1,537,600                    | 124                              |   |                                |  |         |


Notes:  
SD Structural Deficient  
FD Functionally Obsolete  
SR Rating  
Sufficiency Rating

**TABLE 1**  
**FEDERAL BRIDGE PREVENTATIVE MAINTENANCE PROGRAM**  
 City County of San Francisco, California

| Group #  | Bridge Number | District | BRIDGE NAME                        | Suff Rating                      | WORK DESCRIPTION   | Deck Area (ft <sup>2</sup> )  | Prelim. Eng. Cost - 8%CON (\$) | Construction Cost (\$) | Const. Eng. Cost - 15%CON (\$) | Contingency Cost - 10%CON (\$) | Total Construction Cost (\$) | Total Particip. Cost (\$) | Unit Cost (\$/ft <sup>2</sup> ) |    |
|----------|---------------|----------|------------------------------------|----------------------------------|--|---|--------------------------------|------------------------|--------------------------------|--------------------------------|------------------------------|---------------------------|---------------------------------|----|
| <b>A</b> | 34C0063       | 1.4      | LINCOLN WAY SEPARATION             | 86.8                             | 1. Spall Repair<br>2. Methacrylate Deck Treatment<br>3. Joint Seal Replacement                               | 19,408  | 49,660                         | 620,752                | 93,113                         | 62,075                         | 775,940                      | 825,600                   | 43                              |    |
|          |               |          |                                    |                                  |  |   | <i>local match (11.47%)</i>    | 49,660                 | 620,752                        | 93,113                         | 62,075                       | 775,940                   | 825,600                         |    |
|          |               |          |                                    |                                  |  |   | <i>federal share (88.53%)</i>  | 5,696                  |                                |                                |                              | 89,600                    | 54,696                          |    |
| <b>B</b> | 34C0010       | 10       | HESTER AVE SIDEHILL VIADUCT        | 72.6                             | 1. Joint seal replacement<br>1. Spall Repair   | 2,788   | 43,964                         | 45,113                 | 6,767                          | 4,511                          | 666,940                      | 730,904                   | 22                              |    |
|          | 34C0042       | 5        | FILLMORE STREET                    | 88.2                             | 2. Methacrylate Deck Treatment   | 6,359   | 21,654                         | 270,677                | 40,602                         | 27,068                         | 338,346                      | 360,000                   | 57                              |    |
|          | 34C0057       | 6        | HARRISON STREET                    | 88.5                             | 1. Spall Repair (incl. JS)<br>2. Methacrylate Deck Treatment (incl. poly conc.)<br>3. Joint Seal replacement | 14,919  | 48,120                         | 601,504                | 90,226                         | 60,150                         | 751,880                      | 800,000                   | 54                              |    |
|          | 34C0040       | 1,2      | MASONIC AVE                        | 74.8                             | 1. Spall Repair  | 33,479  | 26,346                         | 329,323                | 49,398                         | 32,892                         | 411,654                      | 438,000                   | 13                              |    |
|          | 34C0056       | 6        | SIDEHILL VIADUCT                   | 75                               | 1. Joint seal replacement  | 17,805  | 2,887                          | 36,090                 | 5,414                          | 3,609                          | 45,113                       | 48,000                    | 3                               |    |
|          | 34C0067       | 10       | INGERSON AVE SIDEHILL VIADUCT      | 84.6                             | 1. Methacrylate Deck Treatment   | 10,635  | 9,624                          | 120,301                | 18,045                         | 12,030                         | 150,376                      | 160,000                   | 15                              |    |
|          |               |          |                                    |                                  |  |   | <i>local match (11.47%)</i>    | 112,241                | 1,403,008                      | 210,451                        | 140,301                      | 1,753,759                 | 1,866,000                       |    |
|          |               |          |                                    |                                  |  |   | <i>federal share (88.53%)</i>  | 12,874                 |                                |                                |                              | 201,156                   | 214,030                         |    |
|          |               |          |                                    |                                  |  |   | <i>federal share (88.53%)</i>  | 99,367                 |                                |                                |                              | 1,552,603                 | 1,651,970                       |    |
|          | <b>C</b>      | 34C0034  | 8                                  | MARKET STREET SIDEHILL VIADUCT 1 | 81.4   | 1. Joint seal replacement<br>2. Corrosion protection of steel picket railing      | 14,696                         | 9,383                  | 117,293                        | 17,594                         | 11,729                       | 146,616                   | 156,000                         | 11 |
| 34C0030  |               | 8        | MARKET STREET SIDEHILL VIADUCT 3&4 | 92.9                             | 1. Joint seal replacement<br>2. Corrosion protection of steel picket railing                                 | 47,856  | 19,128                         | 239,098                | 35,865                         | 23,910                         | 298,873                      | 318,000                   | 7                               |    |
| 34C0032  |               | 8        | MARKET STREET SIDEHILL VIADUCT 2   | 92.9                             | 1. Joint seal replacement<br>2. Corrosion protection of steel picket railing                                 | 12,342  | 9,456                          | 118,195                | 17,729                         | 11,820                         | 147,744                      | 157,200                   | 13                              |    |
| 34C0028  |               | 8        | MARKET STREET SIDEHILL VIADUCT 5&6 | 73.3                             | 1. Spall Repair<br>2. Methacrylate Deck Treatment<br>3. Joint Seal replacement                               | 17,718  | 36,812                         | 460,150                | 69,023                         | 46,015                         | 575,188                      | 612,000                   | 35                              |    |
| 34C0029  |               | 8        | MARKET STREET SIDEHILL VIADUCT     | 82.3                             | 2. Methacrylate Deck Treatment<br>3. Joint Seal replacement  | 50,900  | 50,526                         | 631,579                | 94,737                         | 63,158                         | 789,474                      | 840,000                   | 17                              |    |
|          |               |          |                                    |                                  |  | <i>local match (11.47%)</i>   | 125,305                        | 1,566,315              | 234,947                        | 155,632                        | 1,957,894                    | 2,083,200                 |                                 |    |
|          |               |          |                                    |                                  |  | <i>federal share (88.53%)</i>   | 14,373                         |                        |                                |                                | 274,570                      | 238,943                   |                                 |    |
|          |               |          |                                    |                                  |  | <i>federal share (88.53%)</i>   | 110,933                        |                        |                                |                                | 1,733,324                    | 1,844,257                 |                                 |    |
| <b>D</b> |               | 34C0035  | 3                                  | HYDE STREET                      | 76.3   | 1. Spall Repair<br>2. Methacrylate Deck Treatment (incl. polyester overlay, 25mm) | 4,951                          | 28,872                 | 360,902                        | 54,135                         | 36,090                       | 451,128                   | 480,000                         | 97 |
|          | 34C0054       | 10       | EVANS AVE OH                       | 74.2                             | 1. Joint seal replacement<br>2. Corrosion protection of steel picket railing                                 | 8,667   | 9,383                          | 117,293                | 17,594                         | 11,729                         | 146,616                      | 156,000                   | 18                              |    |
|          | 34C0021       | 9,10     | L-LINE OC                          | 75.5                             | 1. Joint seal replacement  | 4,204   | 3,248                          | 40,602                 | 6,090                          | 4,060                          | 50,753                       | 54,001                    | 13                              |    |
|          | 34C0015       | 8,9      | RICHARD AVE OC                     | 78.7                             | 1. Spall Repair<br>2. Methacrylate Deck Treatment<br>3. Joint Seal replacement                               | 9,843   | 57,023                         | 712,782                | 106,917                        | 71,278                         | 890,978                      | 948,000                   | 96                              |    |
|          | 34C0037       | 3        | MASON STREET OC                    | 82.1                             | 1. Spall Repair  | 4,715   | 13,650                         | 170,376                | 25,556                         | 17,098                         | 212,970                      | 226,600                   | 48                              |    |
|          | 34C0016       | 8,9      | HIGHLAND STREET OC                 | 85.7                             | 1. Spall Repair<br>2. Methacrylate Deck Treatment  | 9,087   | 25,985                         | 324,812                | 48,722                         | 32,481                         | 406,015                      | 432,000                   | 48                              |    |
|          |               |          |                                    |                                  |  |   | <i>local match (11.47%)</i>    | 138,141                | 1,726,767                      | 259,015                        | 172,677                      | 2,158,459                 | 2,296,600                       |    |
|          |               |          |                                    |                                  |  |   | <i>federal share (88.53%)</i>  | 15,845                 |                                |                                |                              | 247,575                   | 263,420                         |    |
|          |               |          |                                    |                                  |  |   | <i>federal share (88.53%)</i>  | 122,297                |                                |                                |                              | 1,910,884                 | 2,033,180                       |    |
|          | <b>TOTALS</b> |          |                                    |                                  |  |   |                                |                        |                                |                                |                              |                           |                                 |    |
|          |               |          |                                    |                                  |  | 425,347   | 5,316,842                      | 797,526                | 531,684                        | 6,646,052                      | 7,071,400                    |                           |                                 |    |



| Bridge No. | Bridge Name               | City No. | Application No. | FETS Information |
|------------|---------------------------|----------|-----------------|------------------|
| • 34C0063  | Lincoln Way Separation    | 49       | BPMP-5934 (143) | North Quad       |
| • 34C0067  | Ingerson Ave. Viaduct     | 238      | BPMP-5934 (144) | South Quad       |
| • 34C0016  | Highland Street OC        | 52       | BPMP-5934 (146) | South Quad       |
| • 34C0034  | Market St Viaduct 1       | 220E, F  | BPMP-5934 (145) | North Quad       |
| • 34C0030  | Market St Viaduct 3 and 4 | 220K     | BPMP-5934 (145) | North Quad       |
| • 34C0032  | Market St Viaduct 2       | 220G, H  | BPMP-5934 (145) | North Quad       |
| • 34C0037  | Mason Street OC           | 250C     | BPMP-5934 (146) | North Quad       |
| • 34C0029  | Market St Viaduct         | 196      | BPMP-5934 (145) | North Quad       |
| • 34C0042  | Fillmore Street           | 237      | BPMP-5934 (144) | North Quad       |
| • 34C0057  | Harrison Street           | 53       | BPMP-5934 (144) | North Quad       |
| • 34C0010  | Hester Ave Viaduct        | 348      | BPMP-5934 (144) | North Quad       |
| • 34C0028  | Market St Viaduct 5 and 6 | 220M     | BPMP-5934 (145) | North Quad       |
| • 34C0054  | Evans Ave OH              | 126      | BPMP-5934 (146) | South Quad       |
| • 34C0040  | Masonic Ave               | 333      | BPMP-5934 (144) | North Quad       |
| • 34C0056  | Sidehill Viaduct (Bryant) | 196      | BPMP-5934 (144) | North Quad       |
| • 34C0021  | L-Line OC (Potrero)       | 339A     | BPMP-5934 (146) | South Quad       |
| • 34C0035  | Hyde Street               | 250B     | BPMP-5934 (146) | North Quad       |
| • 34C0015  | Richland Ave OC           | 51       | BPMP-5934 (146) | South Quad       |



**Bridge Preventative Maintenance Plan  
Federal FY 2008-2009**

Regional Map

Project No: \_\_\_\_\_

May 2009

City and County of San Francisco



Figure 1



**TO:** Angela Calvillo, Clerk of the Board of Supervisors  
**FROM:** Mayor Gavin Newsom  
**RE:** Resolution of Local Support for the Bridge Preventive Maintenance Program  
**DATE:** September 22, 2009

---

Dear Madame Clerk:

Attached for introduction to the Board of Supervisors is a resolution authorizing local support for the Department of Public Works Bridge Preventive Maintenance Program and authorizing the Director of Public Works or his or her designee to execute all documents pertaining to the project with Caltrans. I request that this item be scheduled in Budget and Finance or City Operations and Neighborhood Services.

Should you have any questions, please contact Starr Terrell (415) 554-5262.